

**Product Code:**

TRE63

Product Range:Cable Trunking, Turnbuckle
Trunking, Turnbuckle Trunking
Lengths**Issue Date:**

18/2/2026

**Description:**

150mm x 75mm Turnbuckle Galvanised Steel Trunking (3m Length)

Features:

- Single Compartment.
- Turnbuckle lid fixing for speed and convenience.
- Manufactured from zinc galvanised steel strip to BS EN 10346:2015.
- 4 or 8 lid fixing per 3m length.
- All lid fixings and couplers are included as standard.
- Multi Compartment trunking and accessories available.
- Special sizes and bespoke designs are available upon request.
- Tamperproof lid fixing option available on request.
- Can be powder coated to customer specific RAL colour.
- IP4X Cover straps are only required for Length to Length joins. (Sold Separately).




Image for illustrative purposes only

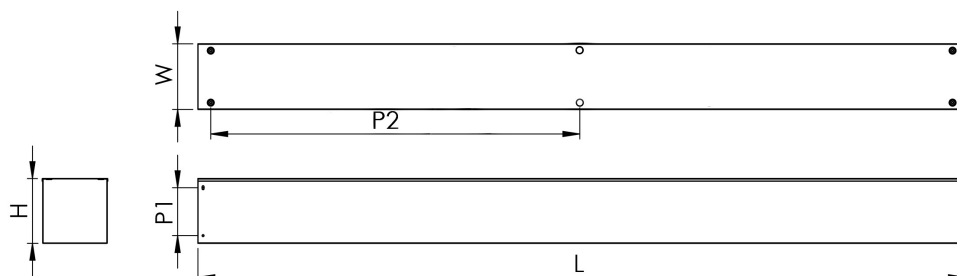
Technical:**Product Type** Trunking**Width** 150mm**Height** 75mm**Length** 3000mm**Weight** 11.02 Kgs**Number of Compartments****Material** Pre-Galvanised Steel (Zinc Coated)**Colour/Finish** Self Colour**Standards** BS EN 50085-2-1 2006; BS EN 10346:2015**Supplied With** Turnbuckle lid fixings and coupler included.**Important:**

Tamlex cable trunking is designed with strength and durability in mind, trunking must be installed so that the lid does not bear any cable weight. Incorrect installation may affect the integrity of the system and is not recommended., with the main body engineered to support the weight of installed cables. To ensure optimal performance and safety

Trunking Weights:

1. Compartment	2. Compartment	3. Compartment
11.02 Kgs	14.56 Kgs	16.84 Kgs

The approximate weights given are for pre-galvanised finish only, in kilograms (nominal) and subject to material thickness tolerance.

**Dimensions:
(mm)****H** 77mm**W** 152mm**L** 3000mm**P1** 35mm**P2** 1350mm

Tamlex | Harcourt | Halesfield 15 | Telford | Shropshire | TF7 4ER

T: 01952 586689 **E:** sales@tamlex.co.uk **W:** www.tamlex.co.uk

Deflection Test:

The data shown below was gathered in tests by Tamlex, and is given in good faith. It does not, however, constitute a warranty nor imply any guarantee.

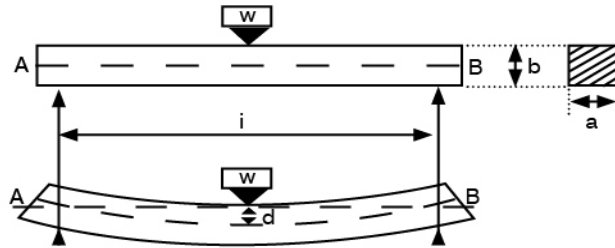



Fig. 2. Deflection of a simple beam



Supports are spaced 2 metres apart measured from the centre of the supports. Trunking lids attached to the trunking using the relevant accessories.

Part Codes	Kg/m	Initial Reading (mm)	Final Reading (mm)	Deflection (mm)	Deflection (%)
TGRE22	2.50	219.5	220.5	1.0	0.050
TGRE32	3.75	222.5	222.5	0.0	0.000
TGRE33	5.63	196.5	198.0	1.5	0.075
TGRE42	5.00	220.5	222.5	2.0	0.100
TGRE43	7.50	196.5	198.0	1.5	0.075
TGRE44	10.00	172.0	172.5	0.5	0.025
TGRE62	7.50	222.5	223.5	1.0	0.050
TGRE63	11.25	197.5	198.0	0.5	0.025
TGRE64	15.00	174.5	172.5	2.0	0.100
TGRE66	22.50	172.5	171.5	0.5	0.025

Cable Capacities: (maximum no. of cables 600/1000V PVC insulation)

Trunking Size	1.5	2.5	4	6	10	16	25	35	50	70	95
TGRE22	120	82	62	48	29	21	14	11	8	6	4
TGRE32	180	123	93	73	44	32	21	16	12	9	6
TGRE33	275	188	142	111	67	49	32	25	18	14	10
TGRE42	243	165	125	98	59	43	28	22	16	12	9
TGRE43	370	253	192	150	90	66	43	34	24	19	13
TGRE44	494	337	256	200	120	88	57	45	33	25	18
TGRE62	359	245	186	145	87	64	41	33	24	18	13
TGRE63	551	376	285	223	134	99	64	50	36	28	20
TGRE64	743	507	385	301	181	133	86	68	49	38	27
TGRE66	1127	769	584	457	274	202	131	103	75	57	42