

**Product Code:**

HDL/450/G

Product Range:Heavy Duty Lengths, Ladder
Rack, Heavy Duty**Issue Date:**

3/5/2026

Description:450mm Heavy Duty 125mm Deep Ladder HDG - 3 Metre
Length**Features:**

- Durable hot dip galvanised finish for long-term corrosion resistance.
- Designed to support high cable loads over long spans.
- Suitable for heavy-duty industrial and commercial applications.
- Wide range of accessories including bends, tees, risers and reducers.
- Compatible with industry-standard fixings and couplers.
- Rung spacing: 300mm between centres.
- Even when ladders are cut to length, the slots in the coupler will always align with the slots in the ladder side rails.
- When connecting fittings to straight lengths, use fastener sets.
- Manufactured to meet UK and international standards.
- Covers for cable ladder available upon request.
- 6 metre lengths available upon request.

**Technical:****Product Type** Ladder Tray**Width** 450mm**Height** 125mm**Length** 3000mm**Weight** 16.30 Kgs**Dimensions** 300mm Rung Pitch**Gauge** 1.5mm**Material** Post Hot-Dipped Galvanised (HDG)**Colour/Finish** Self Colour**Standards** BS EN ISO 1461:2009**Extra Information**

3 m and 4 m spans using 3 m lengths. Safe working load should include all cable loads and any other additional loads (e.g. wind, snow).

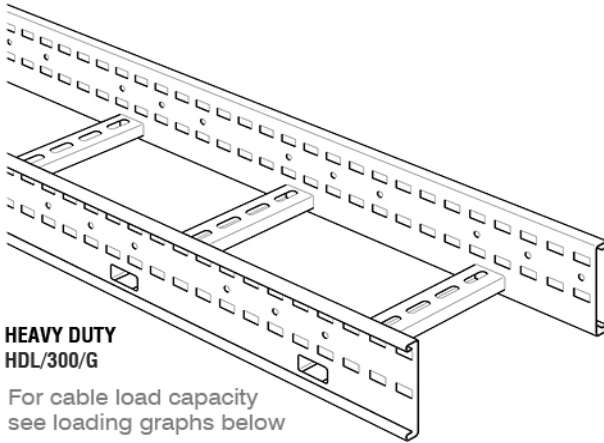
The approximate weights given are for pre-galvanised finish only, in kilograms (nominal) and subject to material thickness tolerance.

Dimensions: (mm)**W** 490mm**Important:**

HDG ladders are suitable for internal and external use, including light industrial and coastal environments. Ensure cut edges or drilled holes are treated with a suitable zinc-rich paint or similar to maintain corrosion protection.



HEAVY DUTY DIMENSIONS AND WEIGHTS



HEAVY DUTY HDL/300/G

For cable load capacity
see loading graphs below

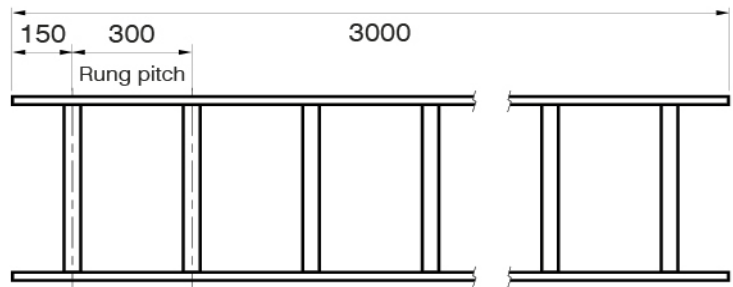
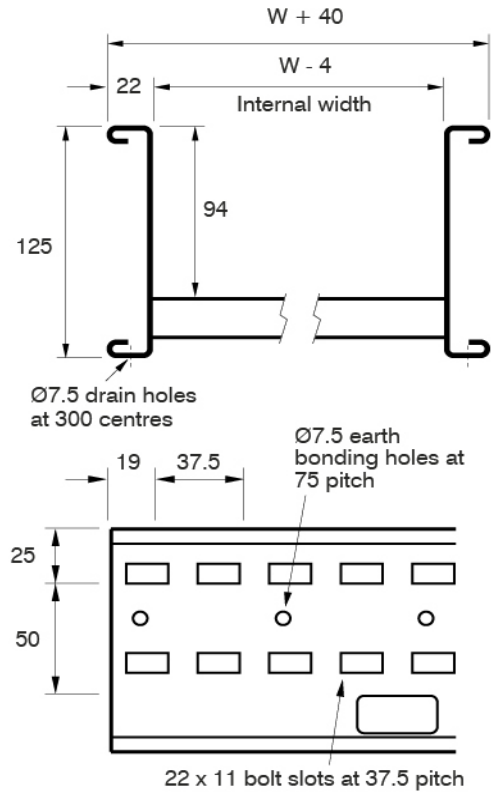
GAUGE

Standard side rail = 1.5mm

WEIGHTS

WIDTH (W)	CAT NO.	WEIGHT (kg)
150	HDL/150/G	13-8
300	HDL/300/G	15-0
450	HDL/450/G	16-3
600	HDL/600/G	18-5
750	HDL/750/G	22-0
900	HDL/900/G	23-9

All weights given are for a 3m straight length in hot dip galvanised finish.

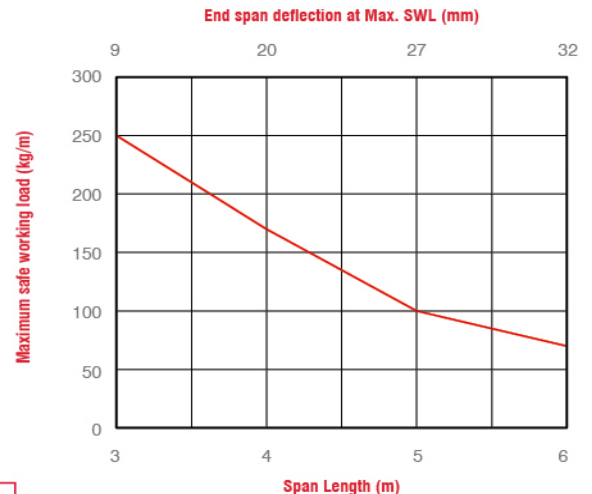


LOADING GRAPHS

- Load tests carried out to BS EN 61537 test type 1 (safety factor 1.7+ and joint in middle of span) or test type 4 (safety factor 1.7+ and joint in middle of span with rung slot over support).
- Load tests carried out over 3 m, 4 m and 5 m spans using 3 m lengths and 6 m spans using 6 m lengths.
- Safe working load should include all cable loads (kg/m) and any other additional loads (e.g. wind, snow).
- For spans greater than 5 m : data is for 6 m long ladders only. For spans 5 m and less : data can be used for 3 m or 6 m long lengths.
- For spans greater than 5 m : ladder is not suitable for use with dynamic loads (e.g. wind, snow).
- When installed, inner span deflection will vary depending on joint positions but will typically be about half of test end span deflection shown below.



SHEARED STEEL DOES HAVE RELATIVELY SHARP EDGES AND PROTECTIVE GLOVES MUST BE WORN DURING HANDLING



Graph showing safe working load vs span with deflections shown at SWL

Tamlex | Harcourt | Halesfield 15 | Telford | Shropshire | TF7 4ER

T: 01952 586689 E: sales@tamlex.co.uk W: www.tamlex.co.uk