

**Product Code:**

MDL/450/G

Product Range:Medium Duty Lengths, Ladder
Rack, Medium Duty**Issue Date:**

9/1/2026

Description:450mm Medium Duty 100mm Deep Ladder HDG - 3 Metre
Length**Features:**

- Durable hot dip galvanised finish for long-term corrosion resistance.
- Designed to support high cable loads over long spans.
- Suitable for heavy-duty industrial and commercial applications.
- Wide range of accessories including bends, tees, risers and reducers.
- Compatible with industry-standard fixings and couplers.
- Rung spacing: 300mm between centres.
- Even when ladders are cut to length, the slots in the coupler will always align with the slots in the ladder side rails.
- When connecting fittings to straight lengths, use fastener sets.
- Manufactured to meet UK and international standards.
- Covers for cable ladder available upon request.
- 6 metre lengths available upon request.

**Technical:****Product Type** Ladder Tray**Width** 450mm**Height** 100mm**Length** 3000mm**Weight** 14.60 Kgs**Dimensions** 300mm Rung Pitch**Gauge** 1.5mm**Material** Post Hot-Dipped Galvanised (HDG)**Colour/Finish** Self Colour**Standards** BS EN ISO 1461:2009**Important:**

HDG ladders are suitable for internal and external use, including light industrial and coastal environments. Ensure cut edges or drilled holes are treated with a suitable zinc-rich paint or similar to maintain corrosion protection.

Extra Information

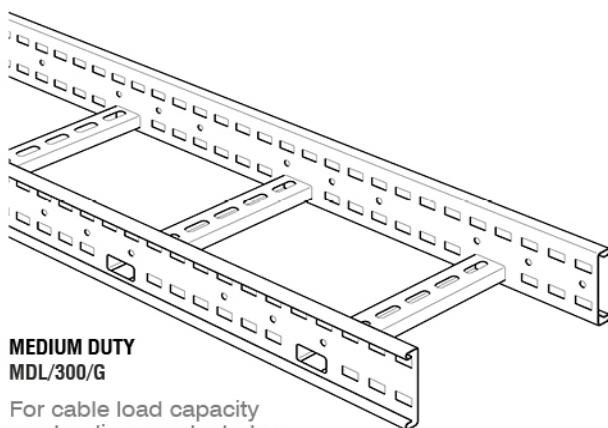
3 m and 4 m spans using 3 m lengths. Safe working load should include all cable loads and any other additional loads (e.g. wind, snow).

The approximate weights given are for pre-galvanised finish only, in kilograms (nominal) and subject to material thickness tolerance.

Dimensions: (mm)**W** 490mm



MEDIUM DUTY DIMENSIONS AND WEIGHTS



MEDIUM DUTY MDL/300/G

For cable load capacity
see loading graphs below

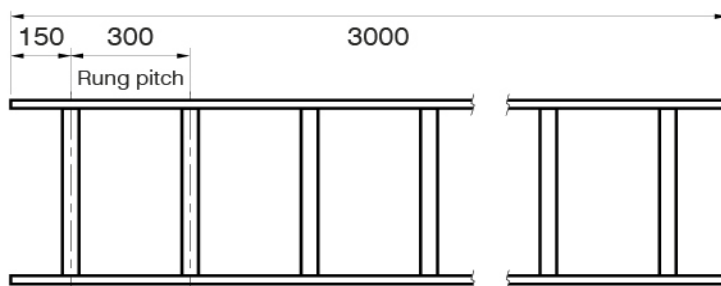
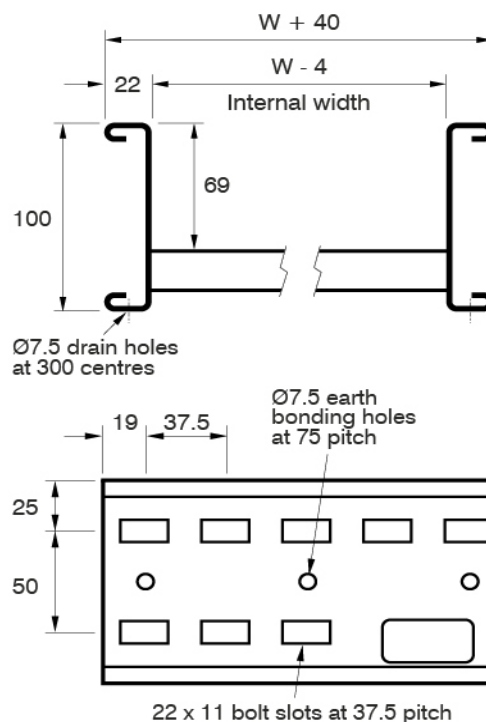
GAUGE

Standard side rail = 1.5mm

WEIGHTS

WIDTH (W)	CAT NO.	WEIGHT (kg)
150	MDL/150/G	12-1
300	MDL/300/G	13-4
450	MDL/450/G	14-6
600	MDL/600/G	16-9
750	MDL/750/G	20-3
900	MDL/900/G	22-2

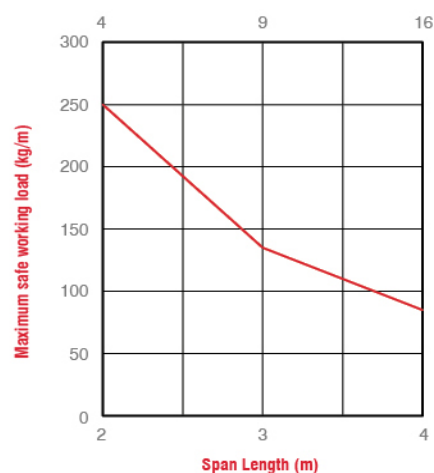
All weights given are for a 3m straight
length in hot dip galvanised finish.



LOADING GRAPHS

- Load tests carried out to BS EN 61537 test type 1 (safety factor 1.7+ and joint in middle of span) or test type 4 (safety factor 1.7+ and joint in middle of span with rung slot over support).
- Load tests carried out over 2 m, 3 m and 4 m spans using 3 m lengths.
- Safe working load (kg/m) should include all cable loads and any other additional loads (e.g. wind, snow).
- When installed, inner span deflection will vary depending on joint positions but will typically be about half of test end span deflection shown below.

End span deflection at Max. SWL (mm)



Span Length (m)

Graph showing safe working load vs
span with deflections shown at SWL



**SHEARED STEEL DOES HAVE RELATIVELY SHARP EDGES AND
PROTECTIVE GLOVES MUST BE WORN DURING HANDLING**