



**Product Code:**

BT/FE150

**Product Range:**

FastConnect Basket Tray

**Issue:**


A

**Description:**

FastConnect 150 mm 90° Flat Elbow for Basket Tray

**Features:**

Provides a neat 90° elbow bend  
Comes pre-installed with FastConnect coupler



**Technical:**

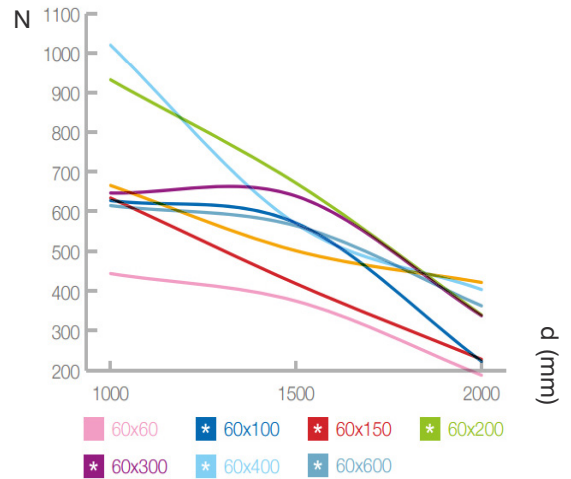
<b>Angle</b>	90°
<b>Height</b>	60 mm
<b>Width</b>	150 mm
<b>Material</b>	Pre-Galvanised Steel
<b>Type</b>	FastConnect Basket Tray
<b>Standard</b>	UNE-EN 2081 :2010; UNE-EN 16120-2:2012
<b>Supplied With</b>	FastConnect Coupler
<b>Corrosion Rating</b>	Class 6. (IEC 61537)

**Basket Tray:**

<b>Min. Working Temperature</b>	-40°C
<b>Max. Working Temperature</b>	+150°C
<b>According to Standard</b>	BS EN 61537

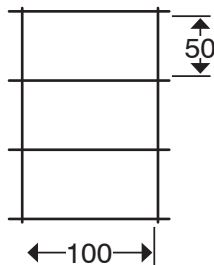
**Allowable Working Load AWL (N/m)**

The allowable working load (AWL) is the maximum load which can be applied during normal use, without danger. Therefore, the workload shall always be less than the AWL. The AWL of our products are calculated in accordance with BE EN 61537.



AWL = (Newtons/m) ; d = distance between supports (mm)  
1 Newton = 0.102 kg.

**Grid Configuration: mm**



**Dimensions: mm**

<b>H</b>	60
<b>W</b>	150

