



<b>Product Code:</b>	<b>Issue Number:</b>	<b>Issue Date:</b>	<b>Issued By:</b>
TRE66	1.0	6/2/2020	ADH

**Description:**

150X150 TURNBUCKLE GALV TRUNKING 3M LONG

**Features:**

Lid is secured using turnbuckles for quick fitting. Manufactured from continuously hot dipped zinc coated low carbon steel strip to BS EN 10346. 6 turnbuckles per 3 metre length. Special sizes can be made to order. Tamlex can offer powder coated trunking to suit any application.



**Technical:**

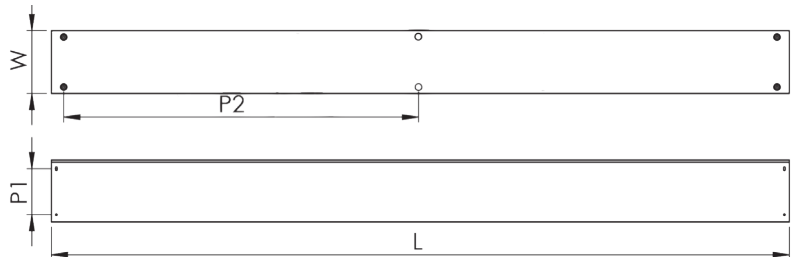
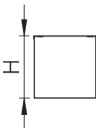
<b>Depth</b>	150 mm
<b>Width</b>	150 mm
<b>Length</b>	3000 mm
<b>Material</b>	1.1mm Steel
<b>Finish</b>	Pre-Galvanised Steel
<b>Trunking Type</b>	Cable Trunking
<b>Standard</b>	BS EN 10346
<b>Supplied With</b>	Coupler included as standard
<b>IP Rating</b>	N/A

**Important:**

Cable trunking is designed such that the main body carries the weight of cables. Trunking should NOT be installed in any way that causes the lid to carry the cable weight.

**Dimensions: mm**

<b>H</b>	152 mm
<b>W</b>	152 mm
<b>L</b>	3000 mm
<b>P1</b>	87 mm
<b>P2</b>	1350 mm



**Multi-Compartment Options**

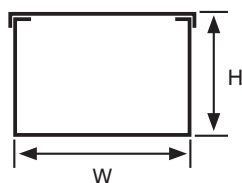
Standard trunking and accessories are available in multi compartment options. Trunking and accessories are supplied with equal compartments as standard. For unequal compartments, details must be supplied at the time of order. 3 compartment is available in width code 3 and above.

**Trunking Weights:**

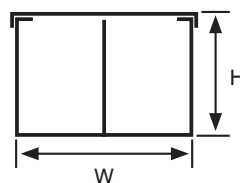
1 Compartment	2 Compartment	3 Compartment
16.223 Kg	20.794 Kg	25.365 Kg

The approximate weights given are for pre-galvanised finish only, in kilograms (nominal) and subject to material thickness tolerance.

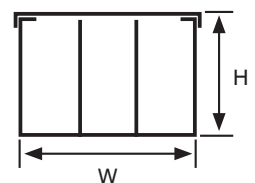
**1 Compartment**



**2 Compartments**



**3 Compartments**





**Product Code:**

**Issue Number:**

**Issue Date:**

**Issued By:**

TRE66

1.0

6/2/2020

ADH

**Description:**

150X150 TURNBUCKLE GALV TRUNKING 3M LONG

**Deflection Test:**

The data shown below was gathered in tests by Tamlex, and is given in good faith. It does not, however, constitute a warranty nor imply any guarantee.

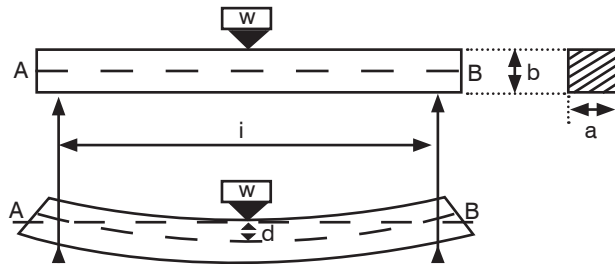


Fig. 2. Deflection of a simple beam



Supports are spaced 2 metres apart measured from the centre of the supports. Trunking lids attached to the trunking using the relevant accessories.

Part Codes	Kg/m	Initial Reading (mm)	Final Reading (mm)	Deflection (mm)	Deflection (%)
TRE22	2.50	219.5	220.5	1.0	0.050
TRE32	3.75	222.5	222.5	0.0	0.000
TRE33	5.63	196.5	198.0	1.5	0.075
TRE42	5.00	220.5	222.5	2.0	0.100
TRE43	7.50	196.5	198.0	1.5	0.075
TRE44	10.00	172.0	172.5	0.5	0.025
TRE62	7.50	222.5	223.5	1.0	0.050
TRE63	11.25	197.5	198.0	0.5	0.025
TRE64	15.00	174.5	172.5	2.0	0.100
TRE66	22.50	172.5	171.5	0.5	0.025

**Cable Capacities:** (maximum no. of cables 600/1000V PVC insulation)

Trunking Size	1.5	2.5	4	6	10	16	25	35	50	70	95
TRE22	120	82	62	48	29	21	14	11	8	6	4
TRE32	180	123	93	73	44	32	21	16	12	9	6
TRE33	275	188	142	111	67	49	32	25	18	14	10
TRE42	243	165	125	98	59	43	28	22	16	12	9
TRE43	370	253	192	150	90	66	43	34	24	19	13
TRE44	494	337	256	200	120	88	57	45	33	25	18
TRE62	359	245	186	145	87	64	41	33	24	18	13
TRE63	551	376	285	223	134	99	64	50	36	28	20
TRE64	743	507	385	301	181	133	86	68	49	38	27
TRE66	1127	769	584	457	274	202	131	103	75	57	42